



THE OFFSET

January 2015

Webpage <https://sites.google.com/site/cocssok/>

Echinocereus reichenbachii subsp. *baileyi*
in the Wichita Mountains NWR, Oklahoma.
Mount Scott in the background. Photo by
Michael Douglas

NEWSLETTER OF THE CENTRAL OKLAHOMA CACTUS AND SUCCULENT SOCIETY

OFFICERS

- President:** Niki Furrh tnfurrh@cox.net
405-722-1718
- Vice-President, newsletter editor and Web master:** Rosario Douglas rd501983@gmail.com
405-447-7617
- Treasurer:** Peggy Anglin angling@swbell.net
405-840-4583
- Librarian:** Tony Furrh tnfurrh@cox.net
405-722-1718
- Secretary:** Robert Millison
robert.millison@yahoo.com
- CSSA Affiliate:** Joyce Hochtritt cactibud@cox.net
405-737-1831

Meeting: Third Thursday of the month at 7 pm. At the Will Rogers Garden Center at 3400 NW 36th in Oklahoma City (except for the month of our Show&Sale, picnic and Christmas party).

IN THIS ISSUE

- | | |
|---|----------|
| Club News | pp 2-6 |
| From the members | pp 7 |
| Miscellaneous | pp 8 |
| Cactus and Succulent Happenings in the region | pp 9-12 |
| Book Review | pp 13 |
| Succulent Plants | pp 14-15 |
| The Cultivation corner | pp 16-17 |
| The Botanical corner | pp 18 |

FROM THE EDITOR

Rosario Douglas**Happy New Year** to all our readers.

Our president was on travel at the time the newsletter was distributed so my message will serve both as a "president" and an editor's message.

Another year has passed and we are now in the middle of winter. Fortunately our winters in Oklahoma are not too long. Before you know it Spring will be here and this year our Show&Sale is in May, is a bit earlier than normal.

We have lined up a variety of speakers/programs for the coming year. You can see them at the Happening's section of the newsletter. I encourage you all to come to the meetings to see the programs, visit with other members, check out library books etc. Tony has been busy upgrading our library and new books and magazines will be added soon to our excellent club lending library.

The club will be purchasing a new PC laptop and now that we have internet at the gardens we will be able to do internet searching on the web to look for interesting succulent websites. This will be done when time permits.

I also would like to take the opportunity to ask you for your comments, questions, book reviews or input to help us improve the newsletter or webpage. Sometime something as simple as sharing an interesting webpage link can be of use when putting together the newsletter.

We will not send a newsletter in February as Mike and I will be in South Africa. Will resume the newsletter in March.

Happy new year to all and let's hope the new year brings many enjoyable cactus and succulent moments.

**TIME TO RENEW YOUR DUES**

Don't forget that it is time to renew your dues. It is \$10 for individuals and \$15 for families. You can mail the check to Peggy Anglin or you can pay at the next meeting. Let Peggy know if you have a new email address or a new address.

CLUB NEWS

Seventeen jolly souls gathered at Jim and Joyce's lovely home to celebrate the season. In attendance were: Peggy Anglin, Mark Dittmar and Gayle Snider, Michael and Rosario Douglas, Tony and Niki Furrh, Tom and Joan Galbraith, Fred Hill, Helen Hill, Jim and Joyce Hochtritt, Peggy Holland, Sarah Kraemer, Robert Millison and Christine Thompson. We had a wonderful meal of turkey, ham and all the fixin's. A brief business meeting was held during which our Constitution and Bylaws were approved and signed. The purchase of a PC for the club's use was also approved. (this is where either of you can insert anything I missed) The meeting was followed by a spirited Dirty Santa gift exchange, and we will all be looking forward to seeing Mike's gnome dish garden in the show this spring!

- Peggy Anglin, Treasurer

Dear members: We are in need of a Refreshment volunteer for the October 15th program. If you can volunteer please let Rosario Douglas or Niki Furrh know.

"The Furrhs are glad to host the picnic in September, but realize that many members live in other parts of town. If someone else would like to host the picnic to avoid several members having to drive a fair distance on a work night, just let Rosario or Niki know." Some don't mind the drive especially since Tony has the greenhouse but we don't want to make it difficult on a few. We could offer to have it on Friday evening if that would make a difference.

Here is an interesting link about Baboab fowers

<http://www.bbc.com/earth/story/20141205-the-baobab-the-hawkmoth-and-the-lemur>

NOTE FROM THE LIBRARIAN

I would like to address the group about a very serious situation (myself included!) that needs to be brought to all members' attention. I have a list here of some members who have books out and some have been out for a really long time. I am sorry but I am going to have to limit the number of books checked out at one time and ask that they be returned in one month. If someone is not finished with the books then they can be checked back in and checked back out at the same time, giving us a written and current record of their whereabouts. We are not paying enough attention in checking books out and in, cards are getting lost or not filled out correctly. Dealing with lost and misplaced library cards (even if the books are back in the library), causes a great deal of unnecessary extra work on the librarian.

For those members with books checked out, I must ask that these books be returned to the library cabinet by the January meeting. If any member feels that they have already returned a book, they will need to check the library cabinet for the book and, if found, hand directly to me. If the book cannot be produced by the member, then the member needs to plan on replacement of the item.

According to the library cards and library list, the following books are missing from the library and need to be returned:

Mike & Rosario Douglas (1)Cactus World Vol 29 #2, June 2011 (2), Vol 27 #3 2009

Mathew Baginski Succulents, Illustrated Dictionary **\$49.95**

T Lynn Pearce Adenium 2009 (checked out 10-17-13) **\$29.95**

Rita Miller (Larry Erickson) Hardy Succulents: Tough Plants (checked out 2-20-14) **\$19.95**

Deb Trimble Haworthia For The Collector (checked out 10-20-11) **\$49.95**

As you can tell from the prices above, our library books are not inexpensive and most cannot be replaced today at the price when purchased. **I am asking that all library books be returned to the library cabinet by the January meeting.** For those books not returned by January, 2015 and which have been checked out longer than 6 months from this date, a **\$5** monthly fee will be added to the cost of the book beginning in February, 2015 until it is returned or replaced. Notifications are being sent to the individuals above regarding this matter and are being asked to contact me if they cannot produce the overdue books by January.

Tony Furrh, Librarian
December 26, 2014
tnfurrh@cox.net
722-1718



Our Christmas party was well attended with about 17 members. Thanks to our hosts **Jim and Joyce Hochtritt** (Middle right) for their hospitality. The food and atmosphere were good and festive.

Our dirty Santa gift exchange was a lot of fun and everyone went home with an interesting present.



COCSS Program

January 15th

“The Desert Speaks” DVD & “Show Plants - A Must!”

Following the program we will have a table swap/give away. Bring any extra cuttings, plants, pots etc and place on the table for swap or give away.

Plant Sale!

Look for that Show Plant for May!)
by J&J Cactus

Remember - Any plant entered into Judged Show in May, must be in the possession of the member for 90 days. January would be close to the last date for purchase of any plant for this purposes. **ALL MEMBERS** are encouraged to enter a minimum of at least 1 plant into the Judge Show and hopefully more! Our Show is a representation to the public of plants in the cactus & succulent world in a continuing effort to help educate and bring attention to our plants.

Refreshments by Peggy Holland

FROM THE MEMBERS



Would you like Cream and Sugar in Your Coffee?

These are photos of entries at the 2009 Henry Shaw Cactus and Succulent Society's Annual Show & Sale.

They have a Novelty Class that is very popular.



Above a Spoon Size Dish Garden – 2009 HSCSS



These long days of winter can keep you housebound. I'm glad I don't have to get out and drive to work anymore just walk out to the greenhouse. Although if we

get freezing rain I can't get into the greenhouse because of the ice on the concrete. Oh well, I'll just do some work with my computer in the house. The last few weeks I've been taking photos of sale plants to post on my web-site along with other photos.

I'm hoping the weather will cooperate so we can have our January club meeting. Niki asked me to be bring some show quality plants to sell. So if you're interested in buying a plant or two bring cash or check.

Hope to see you at the meeting! Joyce – www.jjcactus-succulents.net

The new cactus explorer #13 is ready for viewing at:

<http://0nol.mjt.lu/link/0nol/vysmz5k/1/Yz-8DSi7WVmTPzj4hzm0yA/aHR0cDovL3d3dy5jYWN0dXNleHBsb3JlcnMub3JnLnVrL2pvdXJuYWwxLmh0bQ>

This issue features an article by Mike Douglas starting on page 90. The titled is : Using Google Earth to Explore Cactus Habitats



The Cactus Explorer
The first free on-line Journal for Cactus and Succulent Enthusiasts

Number 13
ISSN 2048-0482
December 2014

- 1 Schlumbergera opuntiooides
- 2 Parodia mammulosa
- 3 Explorers Weekend 2014
- 4 Crassulaceae at Lyon B.G.
- 5 Schlumbergera truncata

CACTUS AND SUCCULENT HAPPENINGS IN THE REGION



January 15 Central Oklahoma Cactus and Succulent Society monthly Meeting at 7:00 pm at the Will Rogers Garden Center.
OPEN TO THE PUBLIC/FREE ADMISSION

7:00pm - Business Meeting

7:30 pm- Program: **‘The Desert Speaks’** OPEN TO THE PUBLIC/FREE ADMISSION

Following - 'Table Swap/GiveAways' Bring any extra cuttings, plants, pots, etc. you have laying around at home and place on table for swap or give aways. Plant Sale!!! (Look for that Show Plant for May!) by J&J Cactus

Remember - Any plant entered into Judged Show in May, must be in the possession of the member for 90 days. ALL MEMBERS are encouraged to enter a minimum of at least 1 plant in the Judged Show! Our Show is a representation to the public of plants in the cactus & succulent world in a continuing effort to help educate.

Refreshments: Peggy Holland

February 19 Central Oklahoma Cactus and Succulent Society monthly meeting at 7:00 pm at the Will Rogers Garden Center.
OPEN TO THE PUBLIC/FREE ADMISSION

7:00pm - Brief Business Meeting

7:30 pm Program: **Adding whimsy to your garden** by Ann Fleener, Education specialist at the Myriad Gardens.

Refreshment: Peggy Anglin

March 19 Central Oklahoma Cactus and Succulent Society monthly meeting at 7:00 pm at the Will Rogers Garden Center. OPEN TO PUBLIC/FREE ADMISSION

7:00pm - Business Meeting

7:30 pm Program: **Book review** by Robert Millison and Fred Hill followed by **“Checking out and In”** by Toni Furrh.

7:50pm - **SHOW & TELL** by club members

Refreshments: Fred Hill

CACTUS AND SUCCULENT HAPPENINGS IN THE REGION

- March 28 –29** Denver Cactus and Succulent Society Annual Show & Sale, Denver Botanic Gardens, Denver, CO.
- April 4 – 5** Austin Cactus and Succulent Society's Spring Show & Sale, Zilker Botanical Gardens, Austin, TX.
- April 11 – 12** New Mexico Cactus and Succulent Society's Annual Show & Sale, Albuquerque Garden Center, 10120 Lomas Blvd NE, Albuquerque, New Mexico
- April 16** Central Oklahoma Cactus and Succulent Society monthly meeting at 7:00 pm at the Will Rogers Garden Center. OPEN TO THE PUBLIC/FREE ADMISSION
- 7 pm - Business meeting. Flyers for Dish Garden
- 7:15 pm - Program: **'Ask Not What the Club Can Do For You But What YOU Can Do For The Club! Getting ready for the May Show & Sale'**

Report from Show Chairperson regarding vendors invited. (1)Handouts available to members re Show & Sale Weekend & jobs needing volunteers.

(2)Q&A on getting plants identified & ready for Judging -identification of plants can be done at meeting with use of library (3)Discussion of other 'activities' we might be interested in, e.g. potting station, drawings for door prizes, exhibit tables, Peoples' Choice, etc. (4)**Getting postcards ready to mail** (5) Decision on what hand out material to have available for public; flier regarding Dish Garden Workshop in July (6)Date of Show and Sale for 2015 on stickers (7)Member contracts available for those wishing to sell items **PLANT RAFFLE!!**

Refreshments: Rosario Douglas

- April 23-24-25** San Antonio Cactus and Xerophyte Society's Annual Show & Sale, San Antonio Garden Center, San Antonio, TX.

- May 16-17** **Annual Show&Sale** at the Will Rogers Garden Center, Oklahoma City, OK.
Cash, checks and credit cards accepted

OPEN TO THE PUBLIC/FREE OF CHARGE
Set up Friday May 16th beginning at 11:00am

(No monthly meeting) Fliers also available for June speaker.

CACTUS AND SUCCULENT HAPPENINGS IN THE REGION

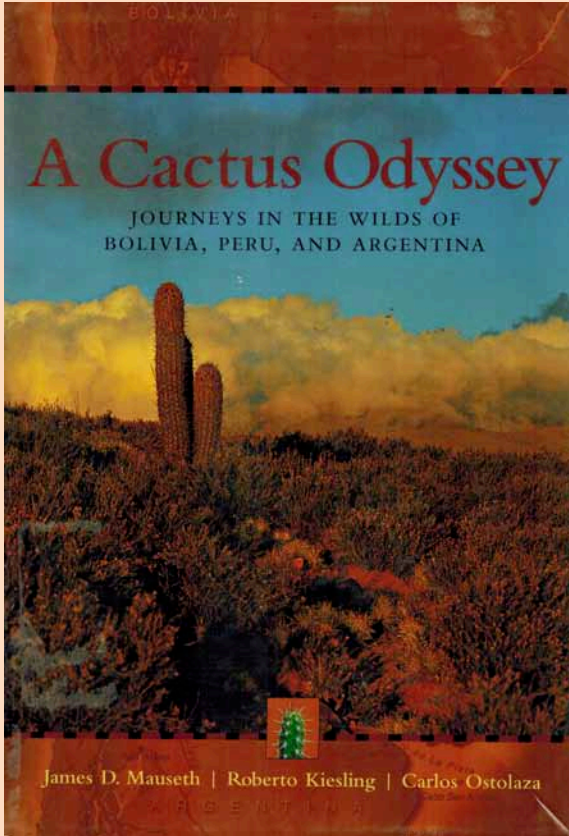
- June 14 -20** **Cactus and Succulent Society of America Biannual Convention,**
Pitzer College, Claremont, CA.
- June 18** Central Oklahoma Cactus and Succulent Society monthly meeting at 7:00 pm at the
Will Rogers Garden Center. **OPEN TO PUBLIC/FREE ADMISSION**
- 7:00pm - No business meeting - Members & guests to chairs
- 7:05 pm- Program: **Epiphytic succulents adapted to rainforests** by Natham
Tschaenn, conservatory specialist at the Myriad Gardens.
- Refreshments:* Helen Hill
- July 16** Central Oklahoma Cactus and Succulent Society monthly meeting at 7:00 pm at the
Will Rogers Garden Center.
- Program: **Build your own Dish Garden Workshop (open to the public).**
Reservation. Charge for workshop **No refreshments.**
- July 18-19** Henry Shaw Cactus and Succulent Society's Annual Show & Sale, Missouri
Botanical Garden St. Louis, MO.
- August 8–9** Kansas City Cactus and Succulent Society Annual Show & Sale, Loose Park
Garden Center, Kansas City, MO.
- August 20** Central Oklahoma Cactus and Succulent Society monthly meeting
at 7:00 pm at the Will Rogers Garden Center.
OPEN TO PUBLIC/FREE ADMISSION
- 7:00pm - Business Meeting (May need 30min since no business meeting for 3 months)
- 7:30 pm- Program: **South African Succulents by Mike and Rosario Douglas.**
- LapTop instructions & surfing the net as time permits.
- Refreshments:* Robert Millison
- September 5–6** Austin Cactus and Succulent Society's Fall Show & Sale, Zilker Botanical
Gardens, Austin, TX.
- September 17** **No Meeting.** **Annual Picnic** at Tony and Niki Furrh's house.

CACTUS AND SUCCULENT HAPPENINGS IN THE REGION

- October 3** Texas Association of Cactus and Succulent Society's (TACS) Fall Seminar
Hosted by the Ft. Worth Cactus and Succulent Society at the Ft. Worth Botanical Gardens, Ft. Worth, Texas.
- October 15** Central Oklahoma Cactus and Succulent Society monthly meeting at 7:00 pm at the Will Rogers Garden Center. OPEN TO THE PUBLIC/FREE ADMISSION
- 7:00pm - Brief business meeting - Election of Officers
Flyers available for November speaker
- 7:20 pm- Program: **Oddities in Cactus and Succulents** by Joyce Hotchritt
- Refreshments: Volunteer needed*
- November 19** Central Oklahoma Cactus and Succulent Society monthly meeting at 7:00 pm at the Will Rogers Garden Center. OPEN TO THE PUBLIC/FREE ADMISSION
- 7 pm: Brief business meeting
- 7:10 pm: Program: **Designing with Cactus and Succulents** by Jane A Carter from Oklahoma Gardens Studio Gardens/OSU.
- Refreshments: Joyce Hochtritt*
- December 17** **Christmas party.** Time and place to be announced

**All meetings & programs are Open To The Public - Since we can not economically advertise all our meetings and programs (except thru our website), special 'speakers' that might be of interest to the general public are usually advertised as Open To The Public and most are Free Admission other than workshops.*

BOOK REVIEW

By Rosario Douglas

Of all the books I read this year none brought back memories of our travels in South America as much as this book did.

This book starts with a useful introduction to the family Cactacea. The first chapter describes distinguishing characteristics, evolutionary changes, ecology, and evolution of the cactus family in South America. The authors make the important point that the cactus family originated in South America.

The rest of the book describes the 3 author's explorations and collecting trips to Northern and Southern Peru, Eastern and Central Bolivia and the Argentinean North and South west.

The book does a good job transporting the reader to all the locations and cactus habitats

visited by the authors. The description of the land and the beautiful photos of the many plants they see as they travel in these countries makes for very entertaining reading.

Mike and I have been fortunate to have been able to visit most of the areas mentioned in this book. We met one of the authors, Carlos Ostolaza from Peru, while we were working in Peru. Carlos accompanied us on a short weekend exploration of interesting cactus habitats near Lima-Peru.

After reading this very informative and entertaining book, the reader will most likely feel as if he or she had actually visited all the places mentioned in the book.

This book is a must if you are planning a visit to see the many cactus habitats in the countries and areas discussed.

SUCCULENT PLANTS



The genus Mammillaria

The genus Mammillaria derives its names from the Latin “mammilla” which means nipple. The first species was described in 1753 by Carolus Linnaeus.

This is one of the largest genus in the Cactus family with hundreds of species.

Mammillarias are distinguished by having no ribs and by having the entire stem covered in tubercles. The tubercles form angled, spiraling rows that cross over each other.



Some Mammillarias produce a milky sap when injured, others have wholly axis. Many have hooked central spines. In particular the flowers do not grow from the tip of the areoles but from the axils.



Most Mammillarias are globular in shape and are fairly small. Some can become elongated with age.

The flowers tend to be small (no more than 2 cm long) and are usually arranged as a ring around the top of the stem.



Photos: Mammillarias photographed in our greenhouse by Mike Douglas




Many *Mammillaria* species grow a solitary stem, but some form dense clusters.

Mammillarias cover a wide range of habitats and most are found in Mexico. There are about 10 species found in the US.

Source: The Encyclopedia of Cacti by Cullmann, Gotz and Groner and Wikipedia.

Above Rosario next to a large mound of *Mammillaria geminispina* in Metztitlan-Mexico



Above: a Gallery of *Mammillarias* from Norm Dennis at:

<http://tucsoncactus.org/cgi-bin/MySQLdb/DisplayCollection.php?Collection=Gallery5>

THE CULTIVATION CORNER

The following article about Mammillaria cultivation was taken “verbatim” from About Home at: http://houseplants.about.com/od/Still_More_Plant_Profiles/p/Powder-Puff-Cacti-Growing-Mammillaria-Species-Cacti.htm

Powder Puff Cacti- Growing Mammillaria Species Cacti by Jihn van Zile



The Mammillaria zeilmanniana may be the world's most common cactus in cultivation. The plant features rings of flowers around the crown. Manuel M. Ramos/Flickr

The Mammillaria genus is generally found in the southwest United States and Mexico, with some spread into the Caribbean. This huge genus of plants contains at least 275 species of highly variable form, and thus are highly prized among collectors. Mammillaria are common cacti at shows, as well as ordinary garden centers, both for their appearance and their desirable traits in cultivation. Although this genus does include some very difficult plants to maintain, the most common ones are usually very easy and will stay small enough and grow slow enough to provide years of enjoyment. When they do flower, many species flower with a "crown" of flowers that surrounds the top of the plant like a wreath.

Growing Conditions:

Light: Mammillaria species appreciate strong light, but many species dislike more than four hours of direct summer sunlight. Provide bright, even light for the best results.

Water: Allow the soil mix to become nearly dry between waterings, but then water thoroughly. Immaculate drainage is essential, so never let the pots sit in water. Suspend watering in the winter, but mist occasionally.

Soil: A rich, fast-draining cactus mix is ideal.

Fertilizer: During the growing season, fertilize with a cacti fertilizer mix. Suspend feeding during the dormant winter period.

Propagation:

Mammillaria cacti can be propagated easily from offsets, which readily form in clusters around the base of the mother plant. To propagate, carefully remove the offset and allow the cut to dry on a paper towel for a few days. Depending on the size of the cut area, a callous will form over the cut surface. Once the callous has formed, place the new plant in a pot with a potting soil mixture and keep in a warm place until new roots emerge. Once the plant is established, repot it into a regular container.

Repotting:

Repot as needed, preferably during the warm season. To repot a cacti, make sure the soil is dry before repotting, then gently remove the pot. Knock away the old soil from the roots, making sure to remove any rotted or dead roots in the process. Treat any cuts with a fungicide. Place the plant in its new pot and backfill with potting soil, spreading the roots out as you repot. Leave the plant dry for a week or so, then begin to water lightly to reduce the risk of root rot.

Varieties:

There are multitudes of Mammillaria in circulation, ranging from very easy to grow to very difficult and highly prized by collectors. By far the most popular (in fact, the most popular cactus by some measures) is the *M. zeilmanniana*, which has the unusual (for a cactus) trait of blooming several times throughout the summer with multiple rings of pink and white flowers around the crown. Another popular species is the *M. spinosissima*, which has been in cultivation for a long time and features a ring of red flowers. Both are very easy to grow.

Grower's Tips:

If you can grow cacti and succulents successfully, you can likely grow the popular Mammillaria without too much trouble. To encourage better flowering, allow the plants to enjoy a cooling period in the winter and suspend watering. Unlike many other cacti, which use their ribs as storage devices, the Mammillaria feature raised tubercles, from which spines emerge. When you water, the tubercles will expand to allow for increased water storage. The flowers emerge from the axils of these tubercles on the previous year's growth, which accounts for their interesting halo effect. It's imperative that the cactus is not exposed to prolonged dampness and sitting water. Never let your cactus sit in a dish of water. Lastly, make sure to fertilize during the growing season for the best results.

Other sources online about cultivation of Mammillarias are:

<http://tipsplants.com/plants/house-plants/mammillaria>

<http://www.easycactus.co.uk/site/content/view/20/34/>

<http://davesgarden.com/guides/articles/view/1717/#b>


THE BOTANICAL CORNER

by Rosario Douglas



- Breviflorus** With short flowers.
- Bristle** Hair-like spine
- Cactophile** A Person that loves cacti

Campanulate Bell-shaped



Calcareous Containing lime or chalk

Caudex The swollen water-storage tissue, usually composed of both root and stem, of a succulent woody plant

Upper left: Illustration of different species of calcareous sponges. Their bodies are characterized by structures made of Calcium carbonate. Thus the name calcareous sponges. Wikipedia commons, USA public domain. Lower right: The caudex of *Jatropha cathartica*. Wikipedia commons

Terms from a book by W. Taylor Marshall and R.S. Woods. The book is titled, **Glossary of succulent plant terms**, published in 1938. The Cactus Museum at www.CactusMuseum.com, Wikipedia, A glossary put together by John Chippindale of Leeds England. Also terms from CactiGuide.com at <http://cactiguide.com/glossary/>.