

# THE OFFSET



## Central Oklahoma Cactus and Succulent Society

June 2017

Editor: Rosario Douglas



**Meeting time:** 7:00 pm Third Thursday of the month.

**Location:** Will Rogers Garden Center, Oklahoma City

*Echinocereus reichenbachii subsp. baileyi* in the Wichita Mountains NWR, Oklahoma.  
Photo by Mike Douglas.

**[Oklahomacactus.com](http://Oklahomacactus.com)**

### June 15<sup>th</sup> program

This month in lieu of our regular meeting we will be having a “**Build your own dish garden workshop**”.

This workshop is open to the public and registration is \$20.

#### THE CENTRAL OKLAHOMA CACTUS AND SUCCULENT SOCIETY

**Build your own dish garden workshop**

Like us on Facebook and visit our webpage at:  
[oklahomacactus.com](http://oklahomacactus.com)



**WHEN:** June 15<sup>th</sup>, 2017

**TIME:** 7pm-8:30 pm

**PLACE:** Will Rogers Garden Center 3400 NW 36<sup>th</sup>, Oklahoma City.

**WHAT TO BRING:** Your own dish, planter or container. It is best to use a container that has drainage holes

#### THE CLUB WILL PROVIDE:

3 cactus/succulent plants, potting soil, top dressing gravel. There will be other cactus/succulent plants to purchase if you would like to add more plants to your dish garden.

Club members will be at hand to help with your potting needs and to answer any questions you may have.

**FEE:** A \$20 fee per person will be collected at the door.

**PRE-REGISTRATION:** Please pre-register by phoning (405-737-1831) or emailing Joyce Hochtritt at [cactibud@cox.net](mailto:cactibud@cox.net)





# CENTRAL OKLAHOMA CACTUS AND SUCCULENT SOCIETY


[Oklahomacactus.com](http://Oklahomacactus.com)

June 2017

## THE CENTRAL OKLAHOMA CACTUS AND SUCCULENT SOCIETY

### Build your own dish garden workshop

Like us on Facebook and visit our webpage at:  
[oklahomacactus.com](http://oklahomacactus.com)



**WHEN:** June 15<sup>th</sup>, 2017

**TIME:** 7pm-8:30 pm

**PLACE:** Will Rogers Garden Center 3400 NW 36<sup>th</sup>, Oklahoma City.

**WHAT TO BRING:** Your own dish, planter or container. It is best to use a container that has drainage holes

#### THE CLUB WILL PROVIDE:

3 cactus/succulent plants, potting soil, top dressing gravel. There will be other cactus/succulent plants to purchase if you would like to add more plants to your dish garden.

Club members will be at hand to help with your potting needs and to answer any questions you may have.

**FEE:** A \$20 fee per person will be collected at the door.

**PRE-REGISTRATION:** Please pre-register by phoning (405-737-1831) or emailing Joyce Hochtritt at [cactibud@cox.net](mailto:cactibud@cox.net)





## CENTRAL OKLAHOMA CACTUS AND SUCCULENT SOCIETY

June 2017



### From the Vice-President *Rosario Douglas*

Another great Show and Sale for the club with record breaking sales and attendance. This would not have been possible without the effort of all the members who helped during the event. Welcome desk, raffle, members checking the price stickers while people waited in line to pay, our treasurer and ex treasurer, our president, the floor layout manager, others and of course all the vendors who brought interesting plants, pots etc. to the sale.

We would like to welcome new members Lisa, Phoebe, June and Page Austerman, Courtney Carter, Jessica Dunlap, Janette Gilber, Martin and Janete Homer, Brittany Jordan, Roberta Rowland, Zach, Bob and Rebeca Roper, Stephen Sisco, Walter and Doris Wilkerson and Jon Swim. They come from OKC, Chickasha, Norman, Yukon, El Reno, Noble, Alex and Arcadia.

Our monthly meeting on the 15<sup>th</sup> will feature a “build your own dish garden workshop” and on June 17<sup>th</sup> Michael Douglas and I will open our home to the public for a garden tour from 8am-12noon. This will be the second in the series “Coffee/tea in the gardens”. See flyer/add on the next page.

I hope all your plants are growing well now that Summer is almost here. Keep gardening and enjoy your succulent plants. New members - remember that all the newsletters from 2011 on are available on our website at [oklahomacactus.com](http://oklahomacactus.com). Also check out our [Facebook page](#).

Rosario Douglas

Vice-president ,Newsletter editor, Facebook administrator and Webpage master

\*\*\*\*\*



No this was not a Gymnocalycium, a new Echinocereus or a new genus of cacti. This is a close up of a large caterpillar we saw last month at Palmetto State Park in Louisiana. As you can see it is superficially similar to a cactus. Most likely the function of these spine-like structures is for protection from predators.





## CENTRAL OKLAHOMA CACTUS AND SUCCULENT SOCIETY

June 2017

### Central Oklahoma Cactus & Succulent Society Garden tour

8:00 AM - Noon June 17th  
1501 Goldfinch Ct., Norman



Join us on this member garden tour in Norman. Two greenhouses, a pond, an outdoor cactus and flower garden and numerous plantings of perennials. Some succulents will be available for sale. Information at: 405-570-4591 or [rd501983@gmail.com](mailto:rd501983@gmail.com)



## CENTRAL OKLAHOMA CACTUS AND SUCCULENT SOCIETY

June 2017



### From the treasurer *Mark Dittmar*

#### **The Show&Sale counts for what our mission is.**

To the COCSS Member from your treasurer Mr. Mark Dittmar. I want to thank everyone for their help and support in organizing and participating in the show. Our show this year was one for the record books! We had sales a total of 23K gross sales! Of course all vendors need to be paid, and the OK Tax Commission gets their piece of the pie, too. But overall that's a great number from all of us working as hard as we did. With Peggy's help I have learned a tremendous amount about how to go about doing the sale. We have been talking daily for the last week after the show.

#### **Plants keep serving our community:** On a personal note:

I want to thank Tony, Robert, Adam, Matt and Sarah for the Club sales from the Lewis family house on 62nd and Tulsa. We were able, through the sale, to help the Lewis/Rice Family to keep their parents' garden plants alive. We sold over eighty six plants, which originated from that house! I'm also pleased to inform you that Jim Wooly from the Will Rogers Garden Center has taken a few of the Lewis/Rice plants for the outside park gardens.

Thanks again for a great sale, and a great time! See you soon at the meeting third Thursday's of each month.

#### **Volunteers note:**

We have been given **lots of space** at the parks greenhouse. We have lots of space opportunities there. Also Jim Wooly wants anyone's help that has free time 7:00 to 4:40 M-F at the park or green house. He's asking for **help** planning a cactus bed for any one willing to help plan and get folks to help implement those plans.

\*\*\*\*\*

The club is selling our old library metal cabinet. If you are interested contact Niki at [tonynikifurrh@gmail.com](mailto:tonynikifurrh@gmail.com) or by phone 405-722-1718





## CENTRAL OKLAHOMA CACTUS AND SUCCULENT SOCIETY

June 2017

**A great 2017 Show&Sale.** Many plants for sale and many nice specimens in the Show part of the event. Record sales for our club and probably record attendance.







## CENTRAL OKLAHOMA CACTUS AND SUCCULENT SOCIETY

June 2017

Three judges from the Fort Worth club drove to OKC to judge our show plants. Beautiful examples of a wide variety of cacti and succulents were on display in the Show part of the event.





## CENTRAL OKLAHOMA CACTUS AND SUCCULENT SOCIETY

June 2017



### Happenings *Joyce Hochtritt*

June 15 Build your own dish garden Workshop. 7-8:30 pm at the Will Rogers Garden Center.

June 17 Coffee/Tea in the garden at the home of Michael and Rosario Douglas in Norman. Time is 8-12. See page 5 of this newsletter for more details.

July 8 – 9, 2017 – Henry Shaw Cactus and Succulent Society's Annual Show & Sale, Missouri Botanical Garden St. Louis, MO.

July 20 COCSS Meeting & Program – 7:00 pm – Will Rogers Exhibition Center

**Program:** Using Adeniums and other succulents to create bonsai plants by Keith Warren.

Refreshments: Mark Ditmar

**July 26 – 30, 2017 - Cactus and Succulent Society of America's 37<sup>th</sup> Biennial Convention at The Tempe Mission Palms Hotel in Tempe, AZ.**

**August 12 Coffee tea in the garden. At Fred Hill's house.**

Wander through the wheelchair paths to our gardens, each having a different style and function. After the destruction of the May, 2013 tornadoes, some gardens were restored, some were redesigned for handicapped use. Included are butterfly gardens, keyhole garden, succulent gardens, prairie garden and plantings surrounding the area. Our water garden is a larger structure, with raised features, two bio-filter waterfalls and eye catching plantings.

Time and address to be announced

**August 17:** COCSS Meeting & Program – 7:00 pm – Will Rogers Exhibition Center

**Program:** Zoological horticulture and give a brief update on our cactus and agave collection by Lance Swearengen Horticultural Curator at the Oklahoma City Zoo and Botanical Garden.

Refreshments: Joan Galbraith





## Article of the month

### Growing cacti and succulents

By Rosario Douglas

A common question heard this year at the Show&Sale was related to growing cacti and succulent. Many members of the public wanted to know how much light, how much water, type of soil etc. to give their plants. As usual, rarely do we have simple answers that apply to all plants. When growing your succulents you do have to remember that not all the plants you saw at the Show&Sale come from the same place, country or even continent. That has large implications for the type of climate the plants are accustomed to in the wild. Amount of rain, time of the year when that rain occurs, max and min temperatures, in short, many climate-related issues. Also of note are the soil conditions, which can differ greatly as far as parent rock is concerned. Thus, we have cacti that grow well in limestone while others grow well in granite, sandy or even silty soils.



Nursery owners and plant enthusiasts like you grow a wide variety of plants that may have different requirements to produce optimal growth. Of course, many plants can survive in less than optimal conditions, but then it may not flower or it may not look that great. These are complicated issues to point out when asked how to grow or care for an individual plant. This is the main reason why some basic tips are often provided when people want to know how to grow their succulents. Below are some general recommendations that may help your questions about cultivation of cacti and succulents.

**Light:** With the exception of some rainforest cacti that are adapted to a fair amount of shade, most succulents including cacti require a decent amount of sunlight to thrive. Many may survive on a windowsill, but “survive” is the word - not thrive. At least 5 hours of good sunlight is ideal for succulents to photosynthesize and grow as a healthy plant. Many plants even turn redder in full sunlight as opposed to greener versions of the same plant that have been grown in shadier conditions in a greenhouse.

**Photo:** Note how this succulent (*Huernia keniensis*) has stems that are green or redder in the same plant. This plant can be very green or red depending on how much sunlight it gets. Photo by Mike Douglas



## Growing cacti and succulents Cont.

*By Rosario Douglas*

**Watering:** Succulents are adapted to life without too much water. This varies from group to group, but in general it is safe to say that you can kill succulents faster by overwatering than by under-watering. In general leafy-green succulents such as Crassulas (Kalanchoe, Sedums, Echeverias etc.) require more moisture during the growing season than cacti. Cacti are often better adapted to survive with less water. This is not to say that cacti do not need water during the growing season, but in general during our Spring and Summer and depending on how hot are the conditions where you are growing the plants are (indoor plants require fewer waterings per month) you can water every 7-10 days. It is best to do a through watering, you want to see water coming out of the drainage hole.

**Pots:** Plastic versus clay. As a rule plants in clay pots dry out faster than those in plastic pots especially in the growing season. Too much water for a plant in a plastic pot could be lethal, yet too little water in a clay pot can be equally damaging. So in general it is best to follow the recommendation above



**Soil:** There are many mix variations, but in general you want a well-drained mix. I mix my own using 50% sand and 50% soil. Some people like to add a slow release fertilizer. Others also add perlite or vermiculite. This is all a matter of preference but the key is good draining soil and that means never use 100% rich soil, as might be the case for regular non-succulent plants.

**Fertilizers:** If you are not using a slow-release fertilizer in your soil mix, you can fertilize 2-3 times during the growing season.

**Photo:** As you can see in this group of cacti entered at the COC&SS 2017 Show&Sale, you can use clay or plastic to grow beautiful specimens. Photo by Mike Douglas





### Growing cacti and succulents Cont.

*By Rosario Douglas*

**Top dressing:** this is just a thin layer of decorative gravel/pebbles that can be found in different colors and sizes. This keeps the soil from eroding and it enhances the look of the plants.

**Winter hardiness:** There are a number of cacti and some succulents such as *Talinums* that can survive a freeze in Oklahoma or Texas and there are some cacti that are found even farther north. These are a minority, as most cacti and succulents are not found in very cold areas. Thus, it is OK to take your plants out in the growing season after the freezing danger passes, but they must come in or return to the greenhouse before the first hard freeze happens. If your outdoor plants are in a well-drained area and are protected with mulch or plastic during cold/wet spells in the wintertime, it is possible to grow cacti that usually would not grow naturally in Oklahoma. This is an area where experimentation is often needed to see what can survive the winters in your area.

**Diseases:** As with any plant there are plenty of possible problems and pests. Aphids (tiny insects that suck the juices out of your plants, spider mites, hungry crickets and grasshoppers), are but a few that come to mind. You can read more about diseases online.

I encourage the reader to check out our club's webpage ([oklahomacactus.com](http://oklahomacactus.com)) for more links about this topic. Searching the web in general is also a good idea if you are looking for answers to your particular cultivation problem.

My general rule is not to be afraid to try to grow a plant, but at the same time do not expect perfect plants the first or second time around. Join a cactus and succulent club and don't hesitate to ask members that have more experience growing succulents. That is often a good first step. Many succulents are easy to grow and propagate, but if you kill one or two during your learning phase, don't worry, just try again.

Finally in your spare time try to learn more about the particular type of succulent you are trying to grow. It will amaze you to learn where many of the succulents we grow come from, their habitats, pollinators etc.

For example some cacti are pollinated by hummingbirds while others are pollinated by bats.



Photo taken from an article published in the Houston Museum of Natural Sciences website. You can see the article at: <http://blog.hmns.org/2014/06/national-pollinator-week/>



## Growing cacti and succulents Cont.

*By Rosario Douglas*

Included here is a short list of links (there are many more places online to learn about the cultivation of cacti and succulents).

### Inside the home

<https://www.gardeningknowhow.com/ornamental/cacti-succulents/scgen/cacti-succulents-inside-your-home.htm>

<http://aggie-horticulture.tamu.edu/databases/cactus/growingcactus/>

### Diseases

<http://succulent-plant.com/pests.html>

<http://www.missouribotanicalgarden.org/gardens-gardening/your-garden/help-for-the-home-gardener/advice-tips-resources/pests-and-problems/insects/mealybugs/insect-pests-of-cacti-and-succulents.aspx>

### General tips

[http://www.csss.org/welcome\\_visitors/basic\\_culture.html](http://www.csss.org/welcome_visitors/basic_culture.html)

<http://succulent-plant.com/cultivation.html>

<http://society.bcsc.org.uk/index.php/cultivation-guides.html>

<https://www.extension.umn.edu/garden/yard-garden/houseplants/cacti-and-succulents/>





## CENTRAL OKLAHOMA CACTUS AND SUCCULENT SOCIETY

June 2017



Succulent Plants


*Rosario Douglas*

### The Genus Cochemiea

This is a genus of about 5 species that are endemic (only found there) to Baja California.- Mexico. The plants are named after the Cochimi Indians that used to live in Baja California. Some believe that these plants belong in the genus Mammillaria.  
(<https://cactiguide.com/cactus/?genus=Cochemiea>). Most species have a strongly hooked central spine.

The plants are found in sandy areas at low elevations near the ocean and they flower profusely after the rains. The tubular flowers are a deep red and are visited by hummingbirds. (Tucson C&SS).

Not common in cultivation.



A and B- Photos by Mike Douglas. C- Illustration, an original from Britton and Rose, The Cactacea Vol. 4, 1923 (M.E. Eaton).



# CENTRAL OKLAHOMA CACTUS AND SUCCULENT SOCIETY

June 2017



## The Botanical Corner

Rosario Douglas

**Filicaulis** Having a thread-like stem

**Filiferous** Bearing threads

**Fissuratus** Split, fissure

**Flabellate** Fan-shaped



**Flaviflorus** Yellow-flowered

**Flavispinus** Yellow-spined

**A-** *Opuntia macrarthra* From The Cactaceae (1919-1923) by Britton et Rose, Vol I, Plate XXII. By Emily Eaton (1873-1961). Creative Commons. **B-** *Echinocactus grusonii*. Wikipedia Creative Commons.

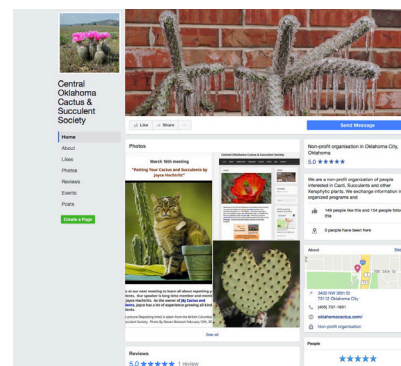
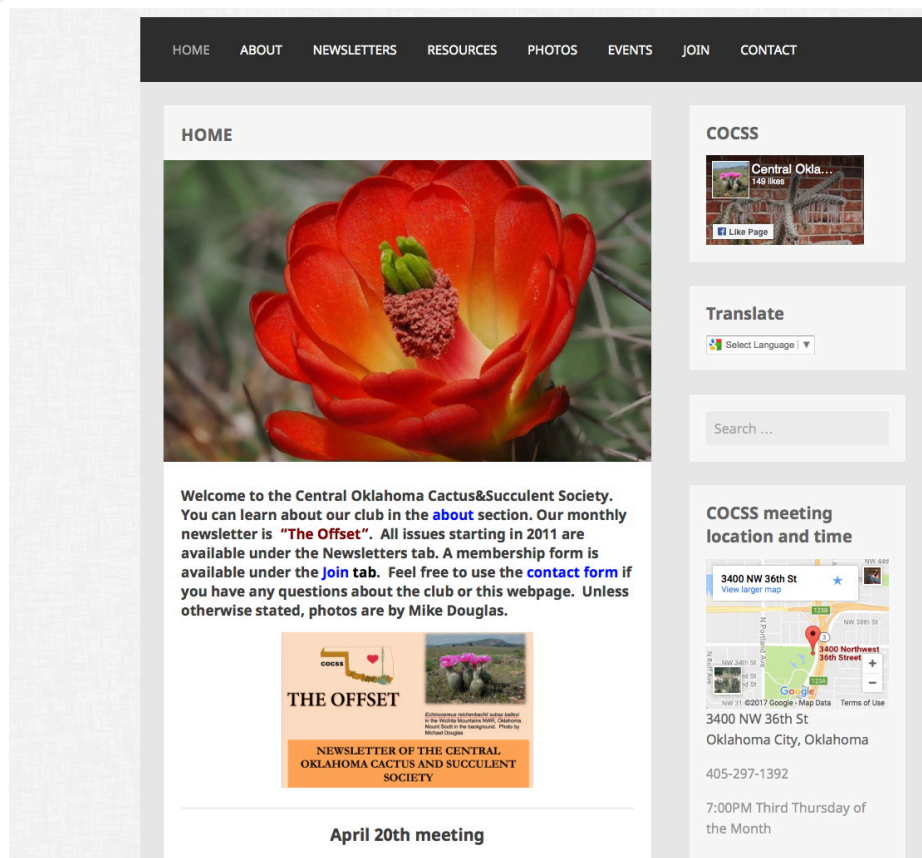
Terms from a book by W. Taylor Marshall and R.S. Woods. The book is titled, *Glossary of succulent plant terms*, published in 1938. Also Wikipedia and from CactiGuide.com at <http://cactiguide.com/glossary/>.





# CENTRAL OKLAHOMA CACTUS AND SUCCULENT SOCIETY

June 2017



Follow and like our website (upper left) at:

[Oklahomacactus.com](http://Oklahomacactus.com) and our Facebook page (upper right)

## Officers

<b>President</b>	Niki Furrh	tonynikifurrh@gmail.com	405-722-1718
<b>Vice President</b>	Rosario Douglas	rd501983@gmail.com	405-447-7617
<b>Secretary</b>	Robert Millison	robert.milison@yahoo.com	405-850-9388
<b>Treasurer</b>	Mark Dittmar	mark-dittmar@ouhsc.edu	405-204-9594
<b>Librarian</b>	Tony Furrh	tonynikifurrh@gmail.com	405-722-1718
<b>CSSA Affiliate</b>	Joyce Hochtritt	cactibud@cox.net	405-737-1831

Newsletter editor, Webmaster and Facebook administrator    Rosario Douglas