


October 2018

# CENTRAL OKLAHOMA CACTUS AND SUCCULENT SOCIETY



## Officers

### President & CSSA Affiliate

Joyce Hochtritt      cactibud@cox.net  
(405) 737-1831

### Vice President

Roberta Rowland      rroland@myriadgardens.org  
(405) 229-4464

### Secretary

Robert Millison      robert.millison@yahoo.com  
(405) 850-9388

### Treasurer

Gayle Snider      gsnider@uco.edu  
(405) 204-5344

### Librarian

Matt Baginski      mpbaginski@yahoo.com  
(405) 651-4811

### Webmaster & Facebook

Rosario Douglas      rd501983@gmail.com  
(405) 570-4191

### Newsletter Editor

Wil Oats      daisyandherdads@gmail.com  
(580) 504-6985

## -Next Meeting-

October 18th @ 7pm  
Will Rogers Garden Center

## Greenroof ABCs

A general lecture on the creation of a living roof from a large structure (Tulsa Zoo's Rhino Barn) to a simple backyard shed.  
Presented by Jay Ross

## Burrrrr... It's getting cold out here!


If you haven't moved your plants indoors or somewhere to protect them from the cold it's DEFINITELY time to think about that!

## This Issue

President's Message	2
Getting To Know You	2
Letter: 'Up-potting'	3-4
September Picnic Pics n Stuff	4-5
Calendar	6
Jay Ross Bio	6
Member Story	6



# President's Message



I've been busy getting the plants back into the greenhouse the past two weeks. Had to do some cleaning and re-arranging to make things fit into their proper place. We had some good rains and sun this year so the plants have gotten a little bigger. Hope you're finding room to store your plants for the winter?

The October program sounds very interesting hope we get a good turn-out this month! We will be having our business meeting after the program.

It's time to pick nominees for our 2019 Offices that will be voted on at our November meeting. Please think about volunteering to be President, Vice-President, Secretary and/or Treasurer for the Central Oklahoma Cactus and Succulent Society in 2019.

We need to plan a date, time, and place to have a Board meeting in November to start work on our programs and other activities for 2019.

Wanted to let you know that the COCSS has some greenhouse space at the Will Rogers Park. Members can store extra cactus and/or succulents there if you want for the winter. Contact Robert (Robert.millison@yahoo.com) or Joyce (Cactibud@cox.net).

If you have any larger cactus and/or succulents that have gotten too large for you to be moving in and out anymore let us know. We can help you find new homes for them or the club could use them for propagations to make new plants for our next show and sale.

That's all for now! See you October 18, 2018 at 7:00 pm!

Joyce Hochtritt, COCSS President

## Getting To Know You

**Name:** Tom Dougherty

**Occupation:** Project manager / Estimator for Architectural Millwork Company. One of my local jobs-St.Eugenes Church-Okc

**How long have you been a collector:** At least 40 years. I used to have a greenhouse packed with cacti. Now I have small collection of old cacti. I was a previously a member of the cactus club 30 years ago and lived within blocks of the Will Rogers Gardens so it was easy to make the meetings. Plus I had no grandkids and no elderly people in my life to take care of.

**Something you wouldn't know about me:** Love Astronomy and Photography, grandkids.



Tom's favorite plant(s)



# LETTER: 'UP-POTTING'

We received a letter this month from Kathy in Buena Vista, Colorado asking about *Up-potting a healthy cactus that is outgrowing its pot*. I reached out to the club on their thoughts and tips about this subject. She was asking mainly about cacti but a lot of those tips will apply to most plants under the succulent umbrella.

**When removing a plant from its old pot, should its roots and soil be dry or moist? -**

Joyce - I like to water the plant that I'm going to repot about a week before repotting.

Stephen - Either. Just not soaking. That makes it hard to handle and messy.

Wil - If I order things online and it comes in bareroot I will water it after I pot it up. If I'm changing pots though I want them dry. I put them in the shade and give 'em a week before I water.

**Do you remove the old soil from the roots? Do you bareroot the plant? Or do you place the plant's intact root ball in a larger pot with additional soil? -**

Joyce - If the plant is healthy and already been growing in my mix the only thing I do is remove the old soil / gravel around the neck of the plant. Then I gently loosen the soil around the edges / bottom of the root ball. I bareroot if there is a problem with the roots or if I think the soil won't work in my growing conditions. If I wash the soil off the roots I let them dry for two or three days.

Wil - I don't go as far as hosing off the old soil but I tend to knock out most of the old soil (granted most of my plants are smaller). If it were something larger, like a 6ft. Yucca, then I'd just rough up the root ball with my fingers and plant it into the hole.

Stephen - If the media has been infested by ants, bareroot otherwise you do not have to remove the media but either loosen the outer roots so they spread into the new media easier. If root ball is dense you can make two or three cuts by knife from top to bottom. The cuts stimulate the roots to branch into the new media. Remove any pill or sow bugs as well as worms as they can eat roots. You may have to fully remove the media to get rid of the bugs. Just trim away any broken roots and repot.

**Do you immediately repot? Or do you leave the plant bareroot for the roots to harden off? Is so, for how long? -**

Wil - Immediately.

Stephen - Trim away dead roots and let any large cuts callous for 24 hours otherwise directly repot.

Joyce - Most of the time I immediately repot. If the soil was old and wet or if the roots are severely damaged or rotted and need to be removed then I wash the roots off with the hose and let dry for a week.

**Do you trim the roots? If so, how much? -**

Stephen - Trim only the dead roots unless you are trying to make a bonsai.

Joyce - Most of the time never. Only if there is a health problem with the plant.

Wil - If the plant was severely rootbound then I'll trim roots that are crazy long just to fit it into the new pot easier but otherwise rarely. Note that trimming healthy roots can stunt growth.

**How dry or moist should the new potting soil be? -**

Stephen - Dry or very low moisture is easier to handle and push into place around the roots. Water after potting.

Joyce - I use dry potting soil, easier to work with.

Wil - Dry.



Continued 'Letter: Up-potting'

**Any further advice on up-potting? -**

Joyce - Only repot your plant into a pot no bigger than an inch or two bigger than the pot it came out of. I do water 98% of my cacti right after I repot them. I also use a small pea gravel for top dressing. If it's a large plant sometime larger rocks will help hold it in place until it roots in.

Stephen - In the trade the term is Bumping Up.

**SEPTEMBER PICNIC!**

If you missed out on the annual picnic then you REALLY MISSED OUT! It was a ton of fun. We had folks from all over coming in! Brad Harris came down from Tulsa to say hello and enjoy the festivities. He even brought some plants for a silent auction that were cold hardy and beautiful. We had FANTASTIC BBQ and there were also plants to be given away as raffle. The best part of randomly taking pictures of people are the faces they didn't know they were making. Enjoy!



Cold Hardy Silent Auction Plants courtesy Brad Harris




Brad Harris & Jim Hotchritt



SEPTEMBER PICNIC!



Sara & Gayle calling raffle numbers.



Jennifer showin' off her new book.



Mike & Rosario Douglas + Plants



# CALENDAR

## October Meeting

**When:** October 18th @ 7pm

**Where:** Will Rogers Garden Center - 3400 NW 36th St, OKC

**Details:** The Horticulture Curator from the Tulsa Zoo, Jay Ross, has installed a 'green roof' and planted it with succulents. He will be presenting on this project.

Jay is a native of Tulsa, OK and an Oklahoma State University graduate ('79) with a B.S. in Agriculture, majoring in Horticulture. He was an employee of the City of Tulsa Parks Department in various capacities from 1982 until 2011 at which time he retired but continued his role as the Horticulture Curator at the Tulsa Zoo where he started in 1996. Jay has been an active member of the Association of Zoological Horticulture since 1996, serving as its president from 2007-2009.

Jay has two adult daughters, Harlan and Ellen, and enjoys the simple things in life like a good beer, good friends, and a good night's sleep. He finds age keeps trying to slow him down but he still lives a fairly active life with just a few more aches.



JAY ROSS

## Member Stories...

You'll remember back in August we did the wonderful dish garden and had great turnout. One of the newer members Jennifer Payne was telling me about one of the plants she picked up. Someone had mentioned it had glorious red flowers that were to die for. She said this tiny little plant started to have a giant bulb coming off of it and that she was expecting something 'to die for'. It turns out they mostly smell like something has died. She had a great laugh... and moved it further from the porch. I believe it's a stapelia and they are pretty (from afar).

